

# AVK EXTENSION SPINDLE 04

Telescopic or fixed length

Use: For gate valves or service connection valves

For gate valves

For service connection valves



Fixed length



Telescopic



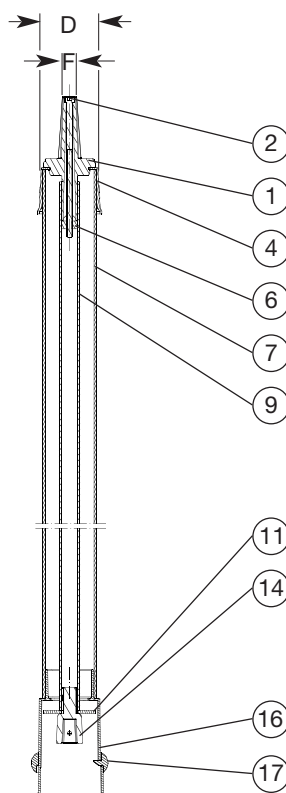
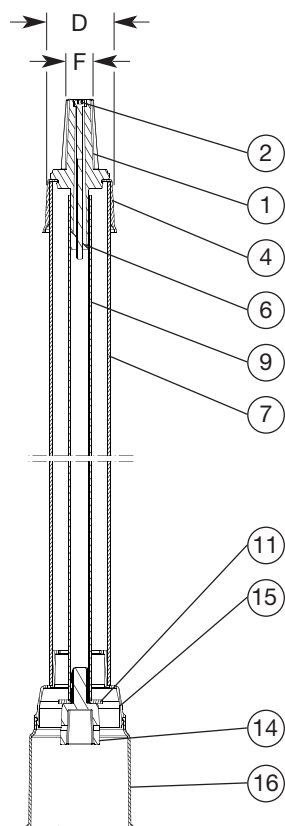
Fixed length



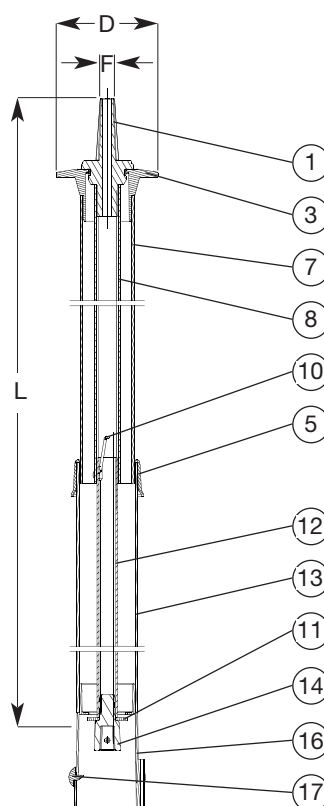
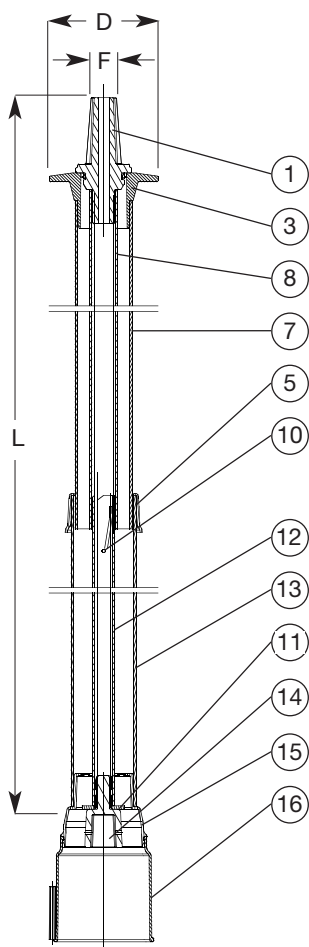
Telescopic

For further specification, see section "Technical information". The designs, materials and specifications shown are subject to changes without notice due to our continuous product development.

Fixed length



Telescopic



Extension spindles are used for easy access to operation of gate valves and service connection valves installed below ground.

- The fixed type is used if the distance between the valve and the surface of the ground is known and if an adjustment of the length is not required or only required to a limited extent.
- Telescopic extension spindles are used, if the distance between valve and surface is nondefined and if a sizeable adjustment of the extension spindle is required after installation.

## Extension spindle, telescopic type

Telescopic extension spindle with protection tube, top adaptor, bottom cover and bottom connector of PE. Inside tubes of galvanized steel with a friction giving spring in stainless steel. Spindle adaptor of galvanized ductile iron.

Centre sleeve of plastic for protection against sand and dirt.

Key adaptor conically designed for universal operating keys. Top adaptor with "ears" giving possibility of connection to street cover.

For service connection valves a spindle adaptor of PE with "safe-clic" system for connection to valve with or without the use of a split.

Marking on outer tube to indicate valve dimensions and length.

Like AVK series 04 (extension spindle) or approved equivalent.

## Extension spindle, fixed length type

Fixed length extension spindle with protection tube, top adaptor, bottom cover and bottom connector of PE. Inside tubes of galvanized steel and spindle adaptor of galvanized ductile iron.

Key adaptor conically designed for universal operating keys.

Patented AVK design for shortening of the fixed length extension spindles, offering a complete adjustment of the length using only a hacksaw.

For service connection valves a spindle adaptor of PE with "safe-clic" system, for connection to valve with or without the use of a split.

Marking on outer tube to indicate valve dimensions and length.

Like AVK series 04 (extension spindle) or approved equivalent.

## Component list

1. Key adaptor
2. Bolt
3. Top adaptor
4. Sleeve
5. Centre sleeve
6. Nut
7. Protection tube
8. Upper inner tube
9. Inner tube
10. Lock spring
11. Stop ring
12. Lower inner tube
13. Lower protection tube
14. Spindle adaptor
15. Spindle cover top
16. Bottom cover
17. Clips



## Series 04

For water, sewage and gas

### Standard:

Extension spindle for  
gate valves  
Fixed length  
DN 50-400

Pipe-cover mm DN valve	800	1000	1250	1500	2000	3000	F mm	D mm
	Ref. nos.	Ref. nos.	Ref. nos.	Ref. nos.	Ref. nos.	Ref. nos.		
50	04-050-35001	04-050-35501	04-050-36001	04-050-36501	04-050-37501	04-050-38001	14-22	64
65/80	04-080-35001	04-080-35501	04-080-36001	04-080-36501	04-080-37501	04-080-38001	14-22	64
100/125	04-125-35001	04-125-35501	04-125-36001	04-125-36501	04-125-37501	04-125-38001	14-22	64
150	04-150-35001	04-150-35501	04-150-36001	04-150-36501	04-150-37501	04-150-38001	14-22	64
200	04-200-35001	04-200-35501	04-200-36001	04-200-36501	04-200-37501	04-200-38001	14-22	64
250/300	04-300-35001	04-300-35501	04-300-36001	04-300-36501	04-300-37501	04-300-38001	14-22	64
350/400	-	-	04-400-36001	04-400-36501	04-400-37501	04-400-38001	14-22	64
50	04-050-35002	04-050-35502	04-050-36002	04-050-36502	04-050-37502	04-050-38002	23-32	64
65/80	04-080-35002	04-080-35502	04-080-36002	04-080-36502	04-080-37502	04-080-38002	23-32	64
100/125	04-125-35002	04-125-35502	04-125-36002	04-125-36502	04-125-37502	04-125-38002	23-32	64
150	04-150-35002	04-150-35502	04-150-36002	04-150-36502	04-150-37502	04-150-38002	23-32	64
200	04-200-35002	04-200-35502	04-200-36002	04-200-36502	04-200-37502	04-200-38002	23-32	64
250/300	04-300-35002	04-300-35502	04-300-36002	04-300-36502	04-300-37502	04-300-38002	23-32	64
350/400	-	-	04-400-36002	04-400-36502	04-400-37502	04-400-38002	23-32	64

F: Key adaptor (mm)



## Series 04

For water, sewage and gas

### Standard:

Extension spindle for  
gate valves  
Telescopic  
DN 40-400

L mm DN valve	450-700 (700-920)	650-1100 (900-1320)	1050-1750 (1300-1970)	1700-2900 (1950-3120)	F mm	D mm
	Ref. nos.	Ref. nos.	Ref. nos.	Ref. nos.		
40/50	04-050-40001	04-050-40501	04-050-41001	04-050-41501	14-22	98
65/80	04-080-40001	04-080-40501	04-080-41001	04-080-41501	14-22	98
100/125	04-125-40001	04-125-40501	04-125-41001	04-125-41501	14-22	98
150	04-150-40001	04-150-40501	04-150-41001	04-150-41501	14-22	98
200	04-200-40001	04-200-40501	04-200-41001	04-200-41501	14-22	98
250/300	04-300-40001	04-300-40501	04-300-41001	04-300-41501	14-22	98
350/400	04-400-40001	04-400-40501	04-400-41001	04-400-41501	14-22	98
40/50	04-050-40002	04-050-40502	04-050-41002	04-050-41502	23-32	98
65/80	04-080-40002	04-080-40502	04-080-41002	04-080-41502	23-32	98
100/125	04-125-40002	04-125-40502	04-125-41002	04-125-41502	23-32	98
150	04-150-40002	04-150-40502	04-150-41002	04-150-41502	23-32	98
200	04-200-40002	04-200-40502	04-200-41002	04-200-41502	23-32	98
250/300	04-300-40002	04-300-40502	04-300-41002	04-300-41502	23-32	98
350/400	04-400-40002	04-400-40502	04-400-41002	04-400-41502	23-32	98

F: Key adaptor (mm)

All lengths are defined as actual length. Pipe cover in ( )



## Series 04

*For water, sewage and gas*

### Standard:

Extension spindle for  
service connection valve  
Fixed length  
DN 25-50

Ref. nos.	DN	Pipe-cover mm	F mm	D mm
04-032-15001	25-50	800	14-22	64
04-032-15501	25-50	1000	14-22	64
04-032-16001	25-50	1250	14-22	64
04-032-16501	25-50	1500	14-22	64
04-032-17501	25-50	2000	14-22	64
04-032-18001	25-50	3000	14-22	64
04-032-15002	25-50	800	23-32	64
04-032-15502	25-50	1000	23-32	64
04-032-16002	25-50	1250	23-32	64
04-032-16502	25-50	1500	23-32	64
04-032-17502	25-50	2000	23-32	64
04-032-18002	25-50	3000	23-32	64

F: Key adaptor (mm)



## Series 04

*For water, sewage and gas*

### Standard:

Extension spindle for  
service connection valves  
Telescopic  
DN 25-50

Ref. nos.	DN	L mm	Pipe-cover mm	F mm	D mm
04-032-20001	25-50	450-700	700-920	14-22	98
04-032-20501	25-50	650-1100	900-1320	14-22	98
04-032-21001	25-50	1050-1750	1300-1970	14-22	98
04-032-21501	25-50	1700-2900	1950-3120	14-22	98
04-032-20002	25-50	450-700	700-920	23-32	98
04-032-20502	25-50	650-1100	900-1320	23-32	98
04-032-21002	25-50	1050-1750	1300-1970	23-32	98
04-032-21502	25-50	1700-2900	1950-3120	23-32	98

F: Key adaptor (mm)

All lengths are defined as actual length.



Key adaptor for 23-32 mm : Ref. nos. 0440095

Key adaptor for 14-22 mm : Ref. nos. 0406395